

SPIN

CNC BRIDGE SAW



DONATONI
HIGH INNOVATION STONE MACHINES

Highest quality For your skill

To highlight a machine and its potential often means to open the doors to new opportunities and markets





CONTENTS

- 05** ADVANTAGES
- 07** PROCESSING
- 09** MAIN FEATURES
- 11** MAIN COMPONENTS
- 15** OPTIONALS
- 17** SOFTWARE
- 25** SERVICES AND AFTER-SALES SERVICE
- 27** TECHNICAL DATA

PRECISE, SIMPLE, COMPLETE

CNC BRIDGE SAW



UNPRECEDENTED QUALITY AND FINISH

The **SPIN 625 CNC** is a **5 interpolated axis** simple and compact bridge cutter, ideal for the production of kitchen tops, vanity tops, shower trays and claddings for the building industry in marble, granite and artificial stone.

It allows to perform several types of processing such as orthogonal cuts up to 200 mm thickness, oblique, circular, elliptical, inclined, together with milling, drilling and straight, concave, convex, arched or elliptical shapes.

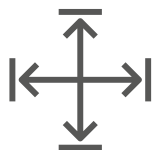
The **SPIN 625 CNC** is equipped with inverter-controlled electro-spindle and is fitted with diamond tools, such as an end mill, excavation wheel and

horizontal blade. Thanks to X and Y axes sliding system on linear guides with recirculating balls and racks with hardened and ground steel teeth both with automatic centralized grease lubrication, the **SPIN 625 CNC** allows to obtain finished products extremely fine and precise. The motion is given by brushless motors coupled to high precision gearboxes.

It is supplied complete with a series of optional and hot-galvanized monoblock structure that does not require foundations, allowing installation and start-up in a very short time.



COMPLETE
SOLUTION



EXTREMELY
COMPACT



PRECISE CUTS
AND SHAPES



SIMPLE AND QUICK
TO PROGRAM




WIDE RANGE OF
PROCESSING



NO NEED OF
FOUNDATION



EASY TO
TRANSPORT AND
TO ASSEMBLY



**PERFECT BALANCE
BETWEEN DIMENSIONS
AND REALIZATION
FLEXIBILITY**



PROCESSING

Kitchen tops, vanity tops, floors, panels for external and internal claddings, stairs steps, window frames, shower trays, building products.



QUALITY WITHOUT COMPROMISE

MAIN FEATURES



- / 5 INTERPOLATED AXES
- / Z-AXIS STROKE: 400 MM
- / BLADE DIAMETER MIN / MAX: 400-625 MM
- / MAXIMUM CUTTING DEPTH: 200 MM
- / AUTOMATIC CENTRALIZED GREASE-LUBRICATION OF SLIDING GUIDES
- / BRUSHLESS MOTORS AND HIGH-PRECISION GEARBOXES CONTROLLED BY INVERTER FOR X-Y-Z AXIS SLIDING

TYPE OF PROCESSING



LONGITUDINAL
CUTS



CIRCULAR
CUTS



CROSS
CUTS



ELLIPTICAL
CUTS



OBLIQUE
CUTS



STRAIGHT, CONCAVE,
CONVEX, ARCHED,
ELLIPTICAL SHAPES




INCLINED CUTS
0-90°





ORTHOGONAL CUTS
UP TO 200 MM
THICKNESS

A COMPLETE PACKAGE IN A SINGLE MACHINE

MAIN COMPONENTS




High quality electro-spindles controlled by an inverter allowing the adjustment of the nr. of revolutions from 0 to 5500 rpm, so granting the use of blade and diamond tools such as a core drill or milling cutter. The tool change is of manual type.



Monoblock frame composed of supporting walls and supporting beams of the tilting bench, in hot-galvanized steel.



Tilting workbench with hydraulic lifting system, available in wood or rubber (optional) with maximum capacity up to 1650 kg.



Blade presetting unit: measurement system of blade diameter.





Slab thickness detector: system for automatic detection of slab thickness, for use with a max. 525 mm. blade diameter.



Front and rear guards: front and rear protections with double locking allen key system. The closures have the possibility by folding opening so allowing a smaller footprint.




Laser marking

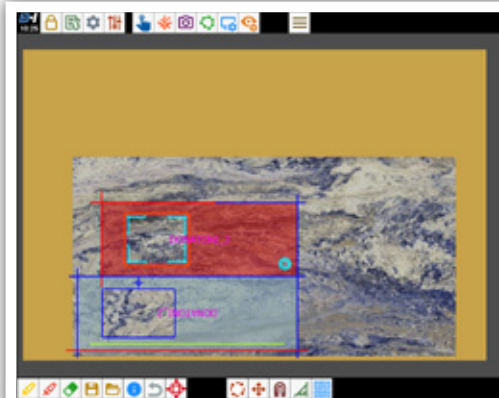



ACCESSORIES AND MECHANICAL COMPONENTS OPTIONAL

Photoslab: slab detection system, with camera placed above the working bench and image acquisition software. The application allows to speed up machine programming, pieces positioning and slabs defects detection.



Tools +: vertical lateral electrospindle managed by inverter with nr. 0-14,000 rpm, allows the operator the use of small diameter diamond tools with 1/2" gas connection for incremental cutting / blind or through hole drilling and the performance of combined operations with blade and milling cutter.



AN INTELLIGENT SYSTEM TO MAKE YOUR WORK EASIER

LET US GUIDE YOU TOWARDS
THE FUTURE OF INTELLIGENT
MACHINES



D-INSIDE:

EQUIP YOURSELVES WITH
A SUPERIOR FORM OF INTELLIGENCE



OPERATOR
INTERFACE WITH
PC AND 21" TOUCH
SCREEN MONITOR

HIGH PERFORMANCE
THANKS TO THE
NEW POWERFUL PC

USB
PORTS FOR
TRANSFERRING
FILES

CONTROLS FOR
THE MANUAL
MOVEMENTS
OF EACH AXIS

MOBILE, STIFF ARM
THAT ALLOWS
THE OPERATOR TO
PROGRAM WITH 1
HAND



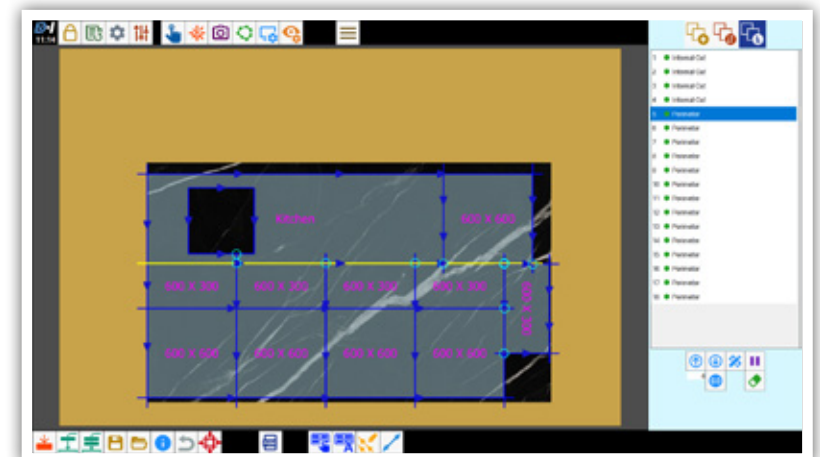
Perfect machining can only be achieved through multiple movements that need to be perfect coordinated. Just as all the movements in the human body are managed through brain impulses, similarly, the movements of our machines are managed by **integrating the machine with the programming software.**

Every Donatoni machine is born with an intelligent work management system, integrated with all the parts that manage its movements; we call this system **D-Inside**, the real brain of the machine. It is an advanced interface that is simple to use, even for inexperienced operators, which allows the machine-software system to be coordinated.

The D-Inside system offers many programming options and can be interfaced with the different types of Donatoni software, such as Parametrix and all the additional modules, or with CAD-CAM DDX EasySTONE, so as to customise the machine to meet the customer's requirements.

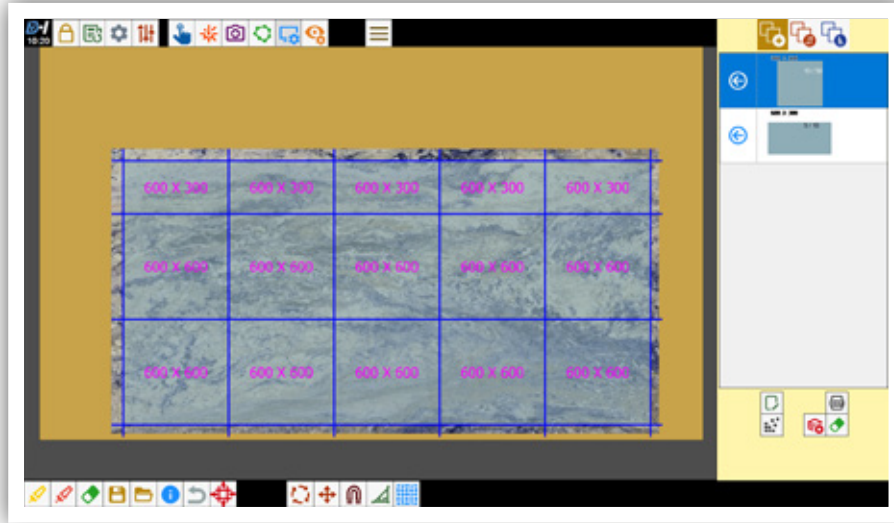
It is a programme which allows you to manage cutting processes with disks, **it enables input of rectilinear shapes as well as curvilinear shapes** (steps, kitchen work-tops, rectangles, covers) using pre-defined shapes in the programme or imported from DXF files. Depending on the surface available it is possible to automatically set the position of the pieces and the sequence of cuts, optimising the times and reducing material waste.

Parametrix can be combined with Photoslab and Move-System, which allow automatic detection of the slab and movement, via a suction cups system, of the cut pieces **reducing operator intervention to a minimum.**



Nesting (included)

Automatically inserts squared or rectangular pieces in the working area optimizing the exploitation of the slab and automatically avoiding highlighted defects.



Drilling and processing with milling cutter (included)

It allows you to manage the use of tools, drills and milling cutters, with which it is possible to cut pieces or parts of the slab, to complete the initial processing with blade, such as "L-shaped" internal corners, or to make reductions for recesses. The change from disk to core during processing is automatically managed by the program.

(only for machines version tools, top, mtc, atc, and with tool+ accessory).

Positioning of the pieces on the slab (included)

With the manual nesting program it is possible to preview any collisions between parts so making easier the piece best positioning. The "magnet" function helps the operator to align the pieces one next to the other in order to reduce the number of cuts.

Managing and changing of cuts (included)

After positioning the pieces, cuts can be modified: it is possible lengthen it, to change order of cuts, to disable it, to add pauses; other types of modification before pressing the start button to process the cuts can be made.

Book matching (optional)

Starting from a project in DXF format, it allows to have a 2D image of the parts to be cut and therefore to appreciate before the cut the aesthetic result obtained by the combination of the pieces, evaluating overall and in full the "bookmatching" type processing.

Piece unloading Module (optional)

The program allows to unload the piece in a predefined area; the operator can select on the screen the cut pieces to be unloaded with the Move System of the machine (the software needs the increase of Y axis stroke length).

DM_TL (optional)

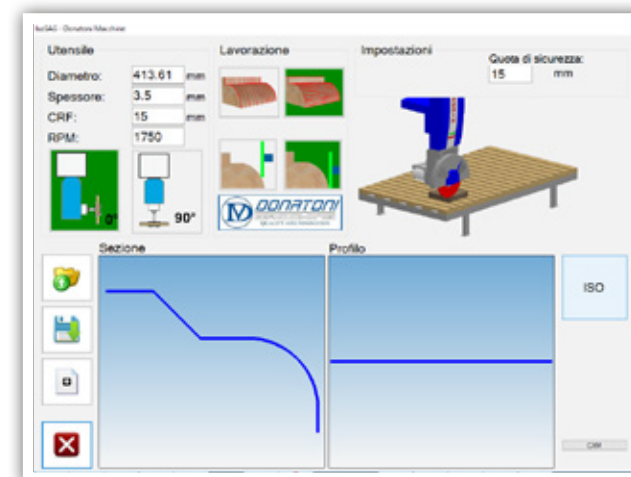
Program for slabs smoothing / polishing / brushing by means of plate carrying FRANKFURT abrasives.

ISOSAG

INCLUDED


ISOSAG is the software allowing to create files for the performance of rectilinear or concave shapes and convex arc both with vertical and horizontal blade. The shaping process can be performed both in roughing (combing) and finishing (brushing) or in combined mode.

The program is supplied with a library of profiles that can be quickly modified in size, by the machine operator and saved as a new profile.



SCAN-CNC

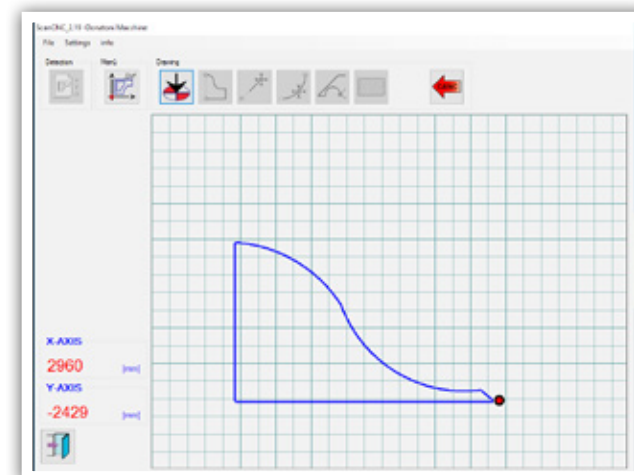
OPTIONAL



Detection system composed of a laser pointer mounted on the machine head, allowing to detect two-dimensional profiles with linear or curvilinear shape. In real time the software creates the drawing (file dxf) on the machine monitor.

Once the detection operation has been completed, the operator can:

- Process the template on the touch screen of the machine using the optional Parametrix or Easycut, Easystone Basic or Premium.
- Store the template file in the machine's PC archive.
- Store the file on an external PC, using a USB key, to create possible processing and association with other files by using external CAD CAM software.



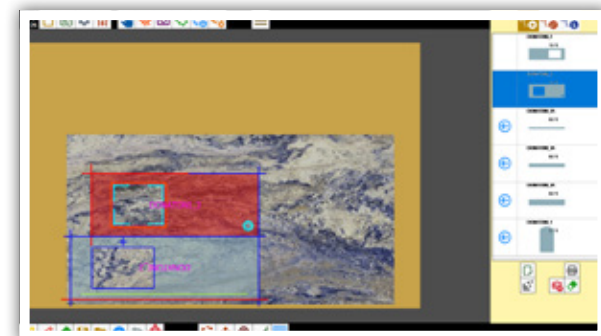
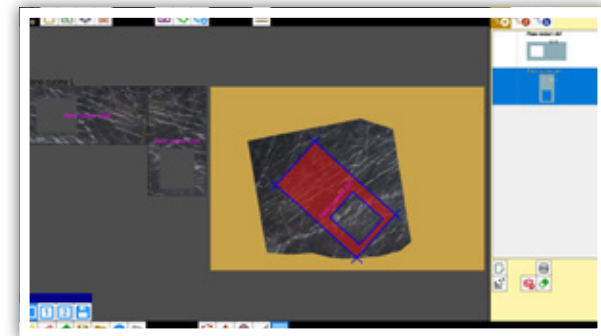
PHOTOSLAB

SUPPLIED WITH CAMERA
FOR SLAB "OPTIONAL"

By means of a camera placed above the machine and the related record software, the slab being cut is automatically detected.

The system allows the optimization and the exploitation of the slab dimensions, the speeding of pieces positioning, avoiding possible defects or enabling to perform cuts by following the veins of the material.

The software is automatically enabled with installation of "camera for slabs".



CAD-CAM

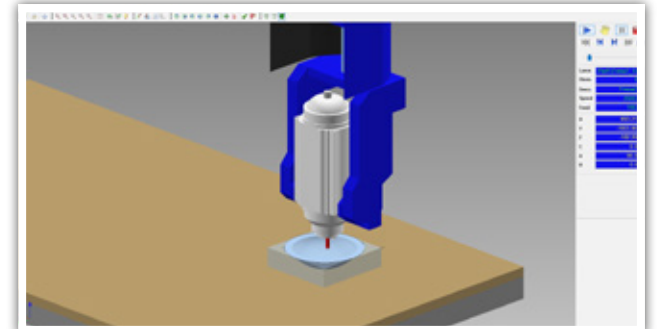
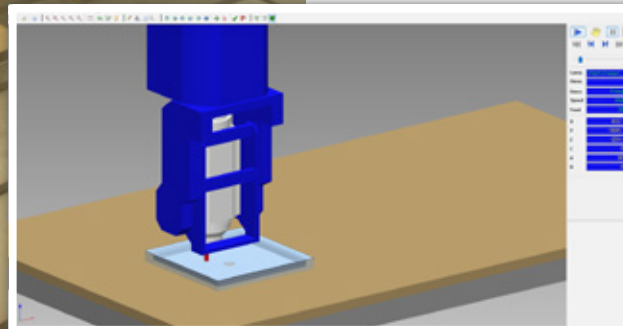
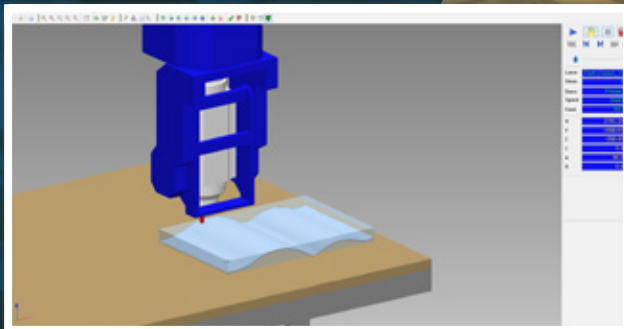
OPTIONAL

The software allows to design, import and execute 2D and 3D files in DXF, IGES, STL, PNT, STEP and RHINO formats and to define surfaces and shapes through laser scanning. Multiple processes can be set: roughing, drilling, profiling, emptying and polishing, which can be carried out by optimizing the execution process.

After the import, the software optimizes processing paths, performs roughing / finishing taking into account the raw material resulting after processing.

With CAD-CAM it is possible to display the processing 3D image with virtual milling and to modify it if required. The 3D simulation of the processing, including free displacements, is realistic as it is based on the Customer's machine model and shows the three-dimensional model of the working center, of the bench, of the motors, the tools, the sub-pieces and the pieces .

Once the design phase is completed, CAD-CAM generates the piece-programs and sends it directly to the Customer's working center. Finally, it calculates times, lengths and processing costs, allowing accurate reporting of the work performed.



WITH DONATONI YOU ARE NEVER ALONE

AFTERSALES
SERVICE AND ASSISTANCE

The relationship with the customer does not end with the supply of the product but continues and is strengthened through a reciprocal collaboration which creates value for both customer and supplier.



DIRECT CONNECTION WITH OUR TECHNICIANS

Donatoni Service is the company department that is totally devoted to our customers and their needs; it provides a wide range of **services aimed at meeting our customers' all-round requirements**, before, during and after the delivery and installation of the machine and throughout its useful life.

Our highly-qualified personnel have sound experience and are capable of responding to any question or request. We use an open approach that is attentive to specific individual needs since our objective is

to cooperate with and support the customer in its production activities, not only through assistance but also with **technical services and advice** which allow operators to improve their know-how and enhance their production. Speed, reliability and professionalism are the strengths that allow us to ensure an efficient response to your requests; our Service uses the latest generation communication tools and **a global network of partners** so as to provide prompt answers and solutions.

WORLDWIDE ASSISTANCE STRUCTURE

Donatoni is present in many countries worldwide thanks to a structure of reliable and competent partners and agents, among which the Biesse group Intermac branches.

MACHINE INSTALLATION

Our machine are installed by highly specialized technicians granting extraordinary levels of professional work. Installation includes a careful installation service, commissioning of the machine and training of operators according to the model of machine installed.

ON SITE ASSISTANCE

We provide on site assistance at the clients premises if not possible to use the Tele Assistance by modem.

DIRECT CONNECTION - ON-LINE ASSISTANCE

Each machine is supplied with a system that enables it to be connected by Tele-Assistance to our After-sale service (we require connection to the network via a cable). This service enables our technical staff to virtually access the customer machine and to carry out checks, updates and to provide technical assistance as if they were there at the machine location in person.

PARTS AND REPLACEMENTS SERVICE

We handle requests for parts and replacements in any part of the world, in short time frames in order to minimise machine down-time.

CAD-CAM TECHNICAL ADVICE

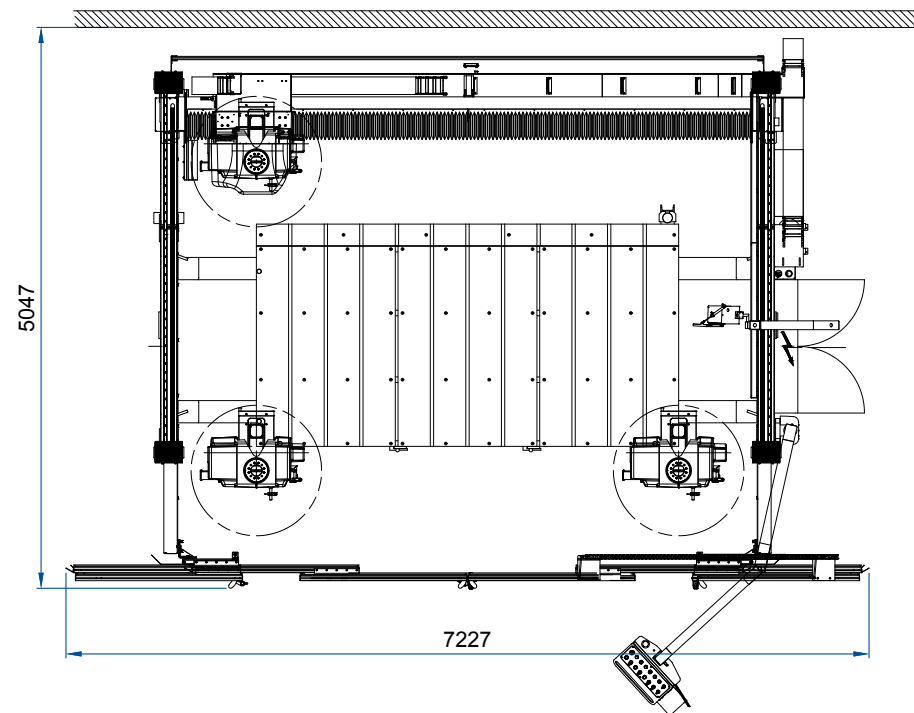
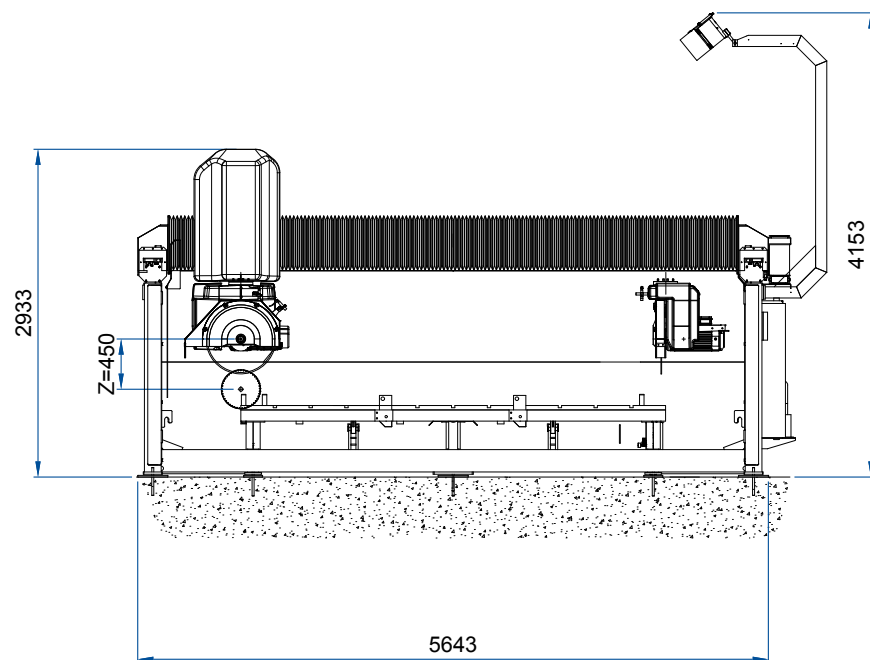
we help our customers in creating and designing projects and objects.

THEORETICAL/PRACTICAL TRAINING

Training courses and update courses regarding new applications and software at our offices or at customer premises. Our offices are equipped to host courses for technicians and operators. The rooms are next to the machines on display in our show room and therefore this allows tests and checks to be carried out directly on the console of the machine and the level of learning can be evaluated.



TECHNICAL DATA



Number of interpolated axes	n°	5
Carriage stroke axis X	mm in	3600 141,7
Bridge stroke axis Y	mm in	2390 94,1
Vertical stroke of the head axis Z	mm in	400 15,7
Disk head rotation (axis C)	degrees	-5° / 365°
Disk head tilting movement (axis A)	degrees	0 / 90°
Working table dimensions	mm in	2050 x 3500 80,7 x 137,8
Minimum disk diameter	mm in	400 15,7
Max disk diameter	mm in	625 24,6
Max cutting depth	mm in	200 7,87
Electro spindle motor power	kW	13 / 56

Tools rotation with inverter RPM 0 / 5500

Disk motor shaft diameter	mm in	50 1,9
Speed axis X	m / min ft / min	0 – 40 0 – 131,2
Speed axis Y	m / min ft / min	0 – 30 0 – 98,4
Speed axis Z	m / min ft / min	0 – 5 0 – 16,4
Adjustable cut feeding speed	m / min ft / min	0 – 25 0 – 82
Water consumption (3 bar)	l / min gal / min	35 9,2
Air consumption	l / min gal / min	20 5,2
Standard voltage	Volt / Hz	400/50
Max blade dia. with thickness detector (stroke 200 mm)	mm in	525 20,6
Approx total weight of the machine	Kg lb	4800 10582,2

The technical data and images in this catalog are indicative and do not constitute a constraint. The manufacturer reserves the right to make changes to the product, technical data and images without prior notice.

RANGE OF PRODUCTS



DONATONI
HIGH INNOVATION STONE MACHINES

BRIDGE SAWS



Spin



Jet



Echo



Sprinter



Twin

BRIDGE SAWS



Quadrix DV 1100



Quadrix XL

MULTI-FUNCTIONAL CUTTING CENTRE




Z 1000 / 1400 / 1600 / 2000

UNIVERSAL CUTTING CENTRE




Kronos

POLISHING AND CALIBRATION SYSTEMS



Zenit

SLAB LOADING / UNLOADING




Geko

ROBOT



Cyberstone CR01 / CR02

DRILLING MACHINE




KROSS

CUTTING LINES



SX-3 / SX-5



Belt

RANGE OF PRODUCTS

INTERMAC

CNC WORKING CENTRES



Master 23



Master One



Master 33.3-38.3-45.3



Master 33.3 Plus
38.3 Plus - 45.3 Plus



Master 33.5 Plus
38.5 Plus - 45.5 Plus

DOUBLE-EDGER FOR SINTERED MATERIALS



Busetti F series

WATERJET CUTTING SYSTEMS



Primus 184



Primus series



Master 850-1200

UNIVERSAL CNC WORKING CENTRES



Mastersaw 625 Double Table

AUTOMATIC UNIVERSAL CNC WORKING CENTRES



Genius RS-A

CUTTING TABLES FOR SINTERED MATERIALS


STORAGE AND HANDLING SYSTEMS FOR SINTERED MATERIALS



Navetta Lite

MONTRESOR EDGE POLISHERS - SINCE 1958

HORIZONTAL EDGE POLISHER STRAIGHT EDGE



Lola 6.4



Lola 8.6



Lola 10.8

HORIZONTAL EDGE POLISHER STRAIGHT EDGE AND BULLNOSE EDGE



Luna 7.4



Luna 8.6

VERTICAL EDGE POLISHER STRAIGHT EDGE



Vela 7.2

V-GROOVE



Viva 3.2

NOTES

[illegible]

NOTES

This image shows a blank sheet of white paper with horizontal ruling lines. The lines are evenly spaced and run across the width of the page. There are no margins, text, or other markings on the paper.

NOTES

[illegible]

NOTES

This image shows a single sheet of white paper with horizontal ruling lines. The lines are evenly spaced and run across the width of the page. There are no margins, text, or other markings on the paper.

Donatoni Macchine Srl

Via Napoleone 14, 37015 Domegliara - Sant'Ambrogio di Valpolicella / Italy

Tel. +39 045 6862548

Fax +39 045 688 43 47

info@donatonimacchine.eu

www.donatonimacchine.eu

Donatoni Macchine, founded by Vittorio Donatoni in 1959 in Domegliara, one of the main marble and granite processing districts, is recognised, thanks to their years of experience gained in the natural stone industry during this time, as one of the world leaders in manufacturing **cutting-edge machines of very high quality for working stone**.

Constant research, technological innovation and customer service are key concepts for the company and in order to pursue them the company employs highly qualified technical and commercial personnel, in order to guarantee the end customer a **product that reflects their expectations in terms of quality and performance**.

